

# St George the Martyr C of E Primary School

## Termly Curriculum Information for Parents - Year 3

What your child will be learning about this spring term  
and how you can help at home

### English

#### Writing:

This term, Year 3 will be studying a range of high quality texts, including fables, stories from other cultures, adventure stories and non-fiction texts. The children will be reading the following texts: *Mufaro's Beautiful Daughters*, by John Steptoe and *Aesop's Fables*. These high quality texts will be used to model writing, inspire the children's own writing and extend skills in vocabulary, grammar and spelling. We will be continuing to encourage the children to write for a purpose, e.g. retelling and writing stories, descriptions and diary entries. Linked with the children's history work, the children will be writing historical reports about changes from the Stone Age to the Iron Age.



#### Grammar:

The children will learn how to use the following grammatical features in their writing: how to use prefixes, such as *super-*, *anti-*, and *-auto*; how words are related in form and meaning (e.g. *solve*, *solution* and *solver*); and how to express time, place and cause using conjunctions (e.g. *when*), adverbs (e.g. *then*, *next*), or prepositions (e.g. *before*, *after*).

#### Reading:

In daily reading lessons, the children will be developing their reading fluency, comprehension skills and ability to read with expression.

**How you can help:** Encourage your child to read a variety of literature, including magazines, and fiction / non-fiction books written by different authors. Help your child to learn their spellings each week. Listen to your child read on a regular basis, asking them questions to make sure they have understood what they have been reading. **Please sign your initials in your child's Reading Record each week, to show they are reading at home.**



### Maths

This term, Year 3 will be learning the following:

#### Number: Multiplication and Division

Recalling and using multiplication and division facts for the 3, 4 and 8 multiplication tables (e.g.  $8 \times 3 = 24$ ;  $24 \div 3 = 8$ ); Multiplying and dividing using the multiplication tables that they know, including multiplying and dividing 2-digit numbers by 1-digit numbers (e.g.  $24 \times 4 = ?$ ;  $84 \div 4 = ?$ ); Solving problems using multiplication and division, including missing number problems, e.g.  $22 \times \square = 88$ .

#### Measurement: Length and Perimeter

Measuring, comparing, adding and subtracting lengths (m/cm/mm), e.g.  $10\text{cm} + 50\text{mm} =$  ;  $85\text{mm} - 2\text{cm} =$   
Measuring the perimeter of simple 2-D shapes.

#### Number: Fractions

Counting up and down in tenths; Finding fractions of a set of objects, e.g.  $\frac{1}{4}$  of 8 counters;  $\frac{1}{2}$  of 16 counters; Recognising and showing, using diagrams, equivalent fractions with small denominators; Adding and subtracting fractions with the same denominator within one whole, e.g.  $\frac{5}{7} + \frac{1}{7} = \frac{6}{7}$ ; Solving problems using fractions.

#### Measurement: Mass and Capacity

Measuring mass in grams and kilograms, comparing mass, adding and subtracting mass. Measuring volume in litres and millilitres, comparing volume, adding and subtracting volume.

**How you can help:** Help your child to learn and practise the **2, 3, 4, 5, 8 and 10 times tables**. Practise mental calculations by questioning your child on their times tables. Play card games and board games, such as Monopoly.

Encourage your child to log on to *Times Tables Rockstars*: [play.ttrockstars.com](http://play.ttrockstars.com) to practise for 10 minutes each day.

## Science

### Light

This term, Year 3 will be learning about how we see light and identify light sources. The children will also be investigating reflection and reflective materials. Working scientifically, the children will be observing, describing and explaining how shadows are formed and how a shadow's size and shape can change over a day. Year 3 will also learn that light from the sun can be dangerous and that there are ways to protect our eyes.

### Forces and Magnets

This term, Year 3 will be learning to understand how different things move linked to the force that is being used to do so. They will be exploring how magnets can repel or attract one another, as well as investigating which everyday materials are magnetic.

Visit [bbc.co.uk/bitesize/primary](http://bbc.co.uk/bitesize/primary) and choose Y3—Science for a selection of science videos.

## Religious Education

### Judaism

The children will be asking the following question: 'What does it mean to be a Jew?'


### Easter

The children will be learning about who is the most important person in the Easter story. They will become familiar with the events and importance of Holy Week.

## Computing

This term, Year 3 will learn about **computing systems and networks – The Internet**. The children will be learning to identify input and output devices; to recognise how digital devices can change the way we work; to explain how a computer network can be used to share information; to explore how digital devices can be connected; and to recognise the physical components of a network.

**How you can help:** Have a conversation with your child about being safe online. For some informative and age appropriate videos to start conversations, visit the following website: [thinkuknow.co.uk](http://thinkuknow.co.uk)



## History

In learning about the time and place of the **Bronze Age and Iron Age in Britain**, Year 3 will understand why metal was an improvement on stone for making tools and weapons. The children will compare Stone Age and Iron Age homes and will learn who the Celts were and how they lived. The children will learn to explain how life changed for people from the Stone Age to the Iron Age.

## Geography

This term, Year 3 will be learning to understand **what a village is** and **how villages have changed over time**. The children will also learn about how different modes of **transport** have changed over time. Year 3 will be learning to understand how and why people use **maps**. They will also learn how to protect wildlife and how to improve our surroundings.

## PE

### Gymnastics

Year 3 will be learning to modify their actions independently using different pathways, directions and shapes; to improve the quality of movements and gymnastics actions; and to use basic compositional ideas to improve sequence work – unison.

### Dance

Year 3 will be learning to practise different sections of a dance, to put together a performance; and to perform using facial expressions and a prop.

## Music

Year 3 will be learning about rhythm and pitch. They will explore pulse and basic notation and will learn how to read simple rhythms, develop rhythm reading and compose their own rhythms. They will also explore pitch by creating high and low sounds on different types of instruments.

## Spanish

The children will be studying the following topics in this term's Spanish lessons, led by our specialist Spanish teacher: my family; animals; our bodies; clothes; the school; pencil case; classroom; living in a city; and Easter celebrations.

## Art and design

### Sculpture (Houses)

This term, Year 3 will be learning about sculpture and will be creating sculptures from clay (houses): they will investigate houses and their exterior properties, learn to create surface texture on clay and make a clay relief. The children will also add details of pattern, texture and colour to their clay sculptures.

### Printing (Investigating Ways to Print)

This term, Year 3 will be investigating different techniques for printing: they will learn to make plaster-cast prints and folded mono-prints and they will use the marbling technique on paper. Year 3 will also learn to print using a pounce.

### Design Technology

The children will be exploring, designing, creating and evaluating a **light box sign** in their unit of work about electrical systems.

### Food Technology

Year 3 will be learning about the basic principles of a healthy and varied diet. The children will also use a range of cooking techniques to prepare **Tip-top Tuna Tarts**.

## PSHCE

In **Keeping Safe Studies**, Year 3 will be learning about self-care and first aid, being safe online and managing their emotions. The children will also learn the following: to understand the rights of a child; to understand the link between being paid to do a job and having money to spend; to make consumer choices and explain their decisions; to learn about a range of feelings and to ask for help with feelings; to recognise, describe and express a larger range of feelings; and to learn more about our body's response to different types of emotions or feelings. Year 3 will also be learning about the following: the definition of a vaccination, how the immune system functions and how they work to keep us healthy; the definition of a drug and that drugs (including medicines) can be harmful to people; the effects and risks of smoking tobacco and second-hand smoke; to explore family differences and challenge stereotyping about families; to identify the qualities of a good friend; and to explore what identity is and what makes everyone special and unique.

**How you can help:** Talk to your child about how to keep safe in different situations.

## How can I help at home?

Make it clear that you value homework – set aside a specific time and area for your child to work on their homework.

Encourage your child to **read a variety of texts**, not just books from school.

Listen to your child read and ask them **questions** about the text to help their **understanding**. For example, discuss what happened in the story. Ask your child questions about the story, such as, 'would you make the same choices as the characters? Why / why not?' Encourage your child to back up their opinion with evidence from the text.

Encourage your child to do **every day mathematics**, such as telling the time, using bus/ train timetables or working out the total / change in a shop.

Help your child practise their **2, 3, 4, 5, 8 and 10 times tables**.

### Help your child to be organised:

- ◇ Have you got your **book bag**? Needs to be in school **every day**.
- ◇ Are **ALL** your reading books inside it?
- ◇ Have you completed your **homework**? Homework should be submitted on Google Classroom by **Wednesday**.