

St George the Martyr C of E Primary School

Termly Curriculum Information for Parents - Year 3

What your child will be learning about this summer term and how you can help at home

English

Writing:

This term, Year 3 will be studying a range of high quality narrative texts, including the exciting fiction writing of Anne Fine and Roald Dahl. The children will be reading the following texts: *Diary of a Killer Cat* by Anne Fine and *The Twits* by Roald Dahl. These high quality texts will be used to model writing, inspire the children's own writing and extend skills in vocabulary, grammar and spelling. We will be continuing to encourage the children to write for a purpose, e.g. retelling and writing stories, formal letters, instructions, poems and diary entries. Linked with the children's history work, the children will be writing non-chronological reports about Ancient Egypt.

Grammar:

The children will learn how to use the following grammatical features in their writing: how to use prefixes, such as *super-*, *anti-*, and *-auto*; and how to express time, place and cause using conjunctions (e.g. *when*), adverbs (e.g. *then*, *next*), or prepositions (e.g. *before*, *after*). They will also extend their range of sentences with **more than one clause** by using a wider range of conjunctions (e.g. *when*, *if*, *because*, *although*).



Reading:

There will be an increased focus on your child's level of comprehension (understanding what they are reading). In daily Reading lessons, the children in Year 3 will be developing their reading fluency, comprehension skills and ability to read with expression.

How you can help:

Encourage your child to read a variety of literature, including magazines and newspapers, letters, diary entries, poetry and fiction / non-fiction books written by different authors. Help your child to learn their spellings each week. Listen to your child read on a regular basis, asking them questions to make sure they have understood what they have been reading. Encourage your child to read their books from school at home every day.

Visit the **BBC Bitesize** website with your child: <https://www.bbc.co.uk/bitesize/collections/year-3-and-p4-english-lessons/1>



Maths: This term, Year 3 will be learning the following:

Number: Fractions

Recognising and showing, using diagrams, equivalent fractions with small denominators; adding and subtracting fractions with the same denominator within one whole; comparing and ordering unit fractions, and fractions with the same denominators.

Measurement: Time

Telling and writing time from an analogue clock, including using Roman numerals from I to XII, and 12-hour and 24-hour clocks; estimating and reading time with increasing accuracy to the nearest minute; recording and comparing time in terms of seconds, minutes and hours; knowing the number of seconds in a minute and the number of days in each month, year and leap year.

Measurement: Money

Consolidating knowledge of coins and notes; convert pence into pounds and vice versa; explore different representations of the same amount; adding money' subtracting money to find change

Geometry: Properties of shape

Drawing 2-D shapes and making 3-D shapes; recognising 3-D shapes in different orientations and describing them; recognising angles as a property of shape or a description of a turn; identifying right angles, recognising that two right angles make a half-turn, three make three quarters of a turn and four a complete turn; and identifying whether angles are greater than or less than a right angle. Identifying horizontal and vertical lines and pairs of perpendicular and parallel lines.

Statistics:

Learning to read and interpret information presented in pictograms, bar chart and tally charts; drawing their own to present information; draw in scales of 1,2,5 and 10; using calculations skills to answer questions about information presented in these ways.

How you can help: Help your child to learn and practice the **2, 3, 4, 5, 8 and 10 times tables**. Practise mental calculations by questioning your child on their times tables. Encourage your child to log on to *Times Tables Rockstars*: <https://trockstars.com> to practice for 10 minutes each day.

Science

Plants

This term, Year 3 will be learning to observe, describe and identify the function of parts of a plant (roots, stems, flowers and leaves). The children will also be learning to explore what plants need to grow. They will be learning to describe in detail the similarities and differences in a variety of roots, and to relate these to the function of roots.

Working scientifically, Year 3 will be learning to explain their observations of water being transported in plants through the stem. They will be learning to make detailed observations of the similarities and differences in a variety of leaves, and relate these to the function of leaves. The children will also be learning to identify and compare parts of flowers and describe their functions. They will be learning to name the main stages of a flowering plant's life cycle: describing the process of insect pollination and explaining methods of seed dispersal. Year 3 will also be learning to create a dictionary of plant vocabulary.

Visit www.bbc.co.uk/bitesize/subjects/z6svr82 for a selection of science videos.


Music

In **music**, Year 3 will be learning to sing songs from around the world. The pupils will be using a drum kit to learn about and understand the 3/4 time signature. Year 3 will also be learning to compose and improvise, using tuned instruments and the notes C, D, E, F, G and A. In learning the African drum, the pupils will be putting two rhythms together and playing together in an ensemble. Year 3 will also be listening to Indonesian and Brazilian music.

Computing

In **computing**, Year 3 will be learning about **programming** in their unit of work about **sequencing sounds**. The children will be learning the following: exploring a new programming environment; identifying that commands have an outcome; explaining that a program has a start; recognizing that a sequence of commands can have an order; changing the appearance of their object and creating a project from a task description.

How you can help: Have a conversation with your child about being safe online. For some informative and age appropriate videos to start conversations, visit the following website: https://www.thinkuknow.co.uk/8_10/



History

Ancient Civilisations: Egypt

This term, Year 3 will be learning to know the time and place of the earliest civilisations: they will be learning to explain what daily life was like in Ancient Egypt. The children will be learning to explain why the River Nile was so important in Ancient Egypt; to understand the religious beliefs of people in Ancient Egypt; to understand how and why the pyramids were built; and to understand how historians use evidence to make deductions.

Geography

Scotland

This term, Year 3 will be learning to understand key features of Scotland, including learning about the capital city, Edinburgh. The children will also be learning about rural life in Scotland.

Religious Education

Buddhism - What did the Buddha teach his followers about life?

This term, Year 3, in their unit of work on the Buddhist faith, will be learning the following: to know and remember the story of Prince Siddhartha and how he became the Buddha; to know and remember that for a Buddhist, the way to end suffering is to follow the four noble truths; to know and remember that for a Buddhist, nothing is permanent and things are always changing; and to know and remember that for a Buddhist, kindness and compassion are central to the belief.

Christianity - Who is Jesus?

This term, Year 3, in their unit of work on the Christian faith, will be exploring the following big questions: *In What Way Is Jesus Like Bread?*; *In What Way is Jesus Like Light?*; *What Makes Jesus a 'Good' Shepherd?*; *How Do Christians Believe Jesus Is Like A Vine?*; *What Did Jesus Mean When He Said, "I am the Resurrection and the Life"?*; and *Who Does Jesus Say He Is and What Difference Does this Make to Christians?*

Art and design

Collage and Textiles (Stitching and Animal Collages)

This term, Year 3 will be learning to understand the significance of textiles in other cultures. The children will be learning to stitch and to make a collage. They will be learning to make collages out of newspaper.

Digital Media (Exploring Digital Images)

This term, Year 3 will be learning to create a digital collage. The children will be learning to alter images and explore scale and composition. They will be learning to alter images to create an original design based on traditional Greek art and to alter images in the style of Andy Warhol. Year 3 will also be learning to create a digital still-life collage.

Design Technology

The children will be exploring, designing, creating and evaluating **mini greenhouses** in their unit of work about **structures**.

Food Technology

Year 3 will be learning about the basic principles of a healthy and varied diet. The children will also use a range of cooking techniques to prepare **Super Veggie Spring Rolls**.

PSHCE

This term, Year 3 will learn that similarities and differences between people arise as they grow and make choices, and that by living and working together, we create community. The children will learn what emotional well-being means; that positive actions help emotional well-being; and that emotions change as they grow up.

Year 3 will learn that talking to trusted people helps emotional well-being and about ways to maintain and develop good, positive, trusting relationships. The children will learn to recognise that images in the media do not always reflect reality and can affect how people feel about themselves. They will learn that some behaviour is wrong, unacceptable, unhealthy and risky, and that good friendship is when both persons enjoy each other's company and want what is truly best for the other.

Spanish

The children will be studying the following topics in this term's Spanish lessons: food; the weather; ways of transportation; summer; and feelings. The children will also be learning and singing songs in Spanish.

PE

In **Rounders**, Year 3 will be learning to play simple **rounders** games. They will be learning to apply some rules to games, developing, and using simple **rounders** skills. In **Athletics**, Year 3 will be learning to control movements and body actions in response to specific instructions, demonstrating agility and speed. They will be learning to jump for height and distance with control and balance and to throw with speed, power and appropriate force.

In **Tennis**, Year 3 will learn to identify and describe some rules of tennis, and serve to begin a game and explore forehand hitting.

In **Swimming**, Year 3 will learn how to keep afloat and coordinate limbs in order to learn basic swimming strokes.

How can I help at home?

Make it clear that you value homework – set aside a specific time and area for your child to work on their homework.

Encourage your child to **read a variety of texts**, not just books from school.

Listen to your child read and ask them **questions** about the text to help their **understanding**. For example, discuss what happened in the story. Ask your child questions about the story, such as, 'Would you make the same choices as the characters? Why? Why not?' Encourage your child to back up their opinion with evidence from the text.

Encourage your child to do **every day mathematics**, such as telling the time, using bus / train timetables or working out the total / change in a shop.

Help your child practise their **2, 3, 4, 5, 8 and 10 times tables**.

Help your child to be organised:

- ◇ Have you got your **book bag**? Needs to be in school **every day**.
- ◇ Are **ALL** your reading books inside it?
- ◇ Have you completed your **homework**? Homework should be submitted on Google Classroom by **Wednesday**.