

St George the Martyr C of E Primary School

Termly Curriculum Information for Parents - Year 6

What your child will be learning about this autumn term and how you can help at home

English

Writing:

This term, Year 6 will be studying a range of high quality texts and genres. The children will be reading the following key texts: *Skellig* and *Mouse, Bird, Snake, Wolf* by David Almond and the biographies of Nelson Mandela and Barack Obama. These high quality texts will be used to model writing, inspire the children's own writing and extend skills in vocabulary, grammar, punctuation (including using colons, semi-colons, dashes and hyphens) and spelling. We will be continuing to encourage the children to write for a purpose, e.g. biographies, descriptions, stories, diary entries and newspaper reports.

Grammar:

The children will continue to learn how to link ideas across paragraphs using a wider range of **cohesive devices**: repetition of a **word** or phrase, grammatical connections [e.g. the use of **adverbials** such as *on the other hand*, *in contrast*, or as a *consequence*], and **ellipsis**. They will also learn to use the semi-colon, colon and dash to mark the boundary between independent **clauses** [for example, *It's raining; I'm fed up*] and to use the colon to introduce a list and use of semi-colons within lists.

Reading:

In daily reading lessons, the children will be developing their reading fluency, comprehension skills and ability to read with expression.



How you can help:

Encourage your child to read a range of texts, including a variety of newspapers and magazines, fiction and non-fiction books written by different authors. Discuss the features of each, for example, the layout, grammatical features, tenses used and the kind of audience the writing is aimed at. Help your child to learn their spellings each week.

Please sign your initials in your child's Reading Record each week, to show they are reading at home.

Visit the BBC Bitesize website - at the following web address - and work through the activities with your child:

<https://www.bbc.co.uk/bitesize/collections/year-6-and-p7-english-lessons/1>



Maths

This term, Year 6 will be learning the following:

Number: Place Value

To read, write, order and compare numbers up to 10 000 000 and determine the value of each digit; round any whole number to a required degree of accuracy; use negative numbers in context, and calculate intervals across zero; and solve number and practical problems that involve all of the above.

Number: Addition, Subtraction, Multiplication and Division

Solving addition and subtraction multi-step problems; multiplying multi-digit numbers up to 4 digits by a two-digit whole number using the long multiplication method; dividing numbers up to 4 digits by a two-digit whole number using the long division method; identifying common factors and multiples and prime numbers; and solving problems involving multiplication and division

Number: Fractions

Solving multi-step problems involving fractions, using formal calculation strategies for the four operations; relating fractions to multiplication and division (e.g. $3 \div 6 = \frac{1}{2}$ or $3 = 6 \times \frac{1}{2}$); expressing a quotient as a fraction or decimal (e.g. $27 \div 2 = 13.5$ or $13\frac{1}{2}$); finding fractions and percentages of quantities; and adding, subtracting, multiplying and dividing fractions; and multiplying and divide numbers by 10, 100 and 1000

How you can help:

It is important that your child can explain their methods and why they were successful, using mathematical language. Ask your child to explain how they worked through a problem.

Encourage your child to visit this website <https://nrich.maths.org/14580> for a range of problem solving activities and games.

Log in to <https://classroom.thenational.academy/subjects-by-year/year-6/subjects/maths> for some Year 6 consolidation.

Science

Living things and their habitats

This term, Year 6 will be learning to describe and explain how scientists classify living organisms, including plants. The children will be learning to explore the classification of animals and to recognise the main groups of vertebrates and invertebrates. Year 6 will also be learning to classify micro-organisms and to investigate the growth of micro-organisms.

Evolution & inheritance

This term, Year 6 will be learning to ask relevant questions about evolution and to recognise that fossils provide evidence of evolution. The children will be learning to identify that living things produce offspring that are of the same kind but are not identical. Year 6 will also be learning to research how plants are adapted to their environment and to identify how animals are adapted to enable them to survive

Visit <https://www.bbc.co.uk/bitesize/subjects/z2pfb9q> for a selection of science videos.

Music



This year, Year 6 will be learning to understand the difference between three and four time and exploring compound time and changes in metre. The children will be learning to develop an understanding of compound time; and to explore and develop an understanding of irregular metre.

Computing

Creating media: webpage creation

Year 6 will be learning to review an existing website and consider its structure. The children will be learning to plan the features of a web page and to consider the ownership and use of images (copyright). Year 6 will be learning to recognise the need to preview pages and to outline the need for a navigation path. The children will also be learning to recognise the implications of linking to content owned by other people.

How you can help: Have a conversation with your child about being safe online. For some informative and age appropriate videos to start conversations, visit the following website address: https://www.thinkuknow.co.uk/8_10/



History

The impact of World War Two on London

This term, Year 6 will be learning the time and place of World War Two. The children will be learning to explain the impact of the Blitz on London during World War Two and the impact of evacuation. Year 6 will also be learning to explain the impact of World War Two on daily life in London and to understand how the British government and public managed shortages during World War Two.

Geography

Restless Earth / Drinking Water / Local Weather

This term, Year 6 will be learning to understand how volcanoes erupt and how landscapes are created. The children will be learning why clean water is so important and how to conserve water. Year 6 will also be learning how the climate varies between places and how pollution is affecting the climate.

Religious Education

What might the journey of life and death look like from a Christian perspective?

Year 6 will be learning about what a rite of passage is within the Christian Faith and what a sacrament is. The children will be learning to understand the meaning of baptism and confirmation as sacraments of initiation, and what marriage means for a believer. Year 6 will also be learning how the sacraments are significant to a believer's life and about what Christians believe happens after death.

How would Christians advertise Christmas to show what Christmas means today?

Year 6 will be exploring the following key questions: *What meaning do different advertisements give to Christmas and how might Christians feel about the meaning?; What meaning do the different Gospel accounts give to Christmas?; How and why does the church advertise Christmas?; and What is needed in an advertisement for it to be effective in conveying the central Christian beliefs of Christmas?*

Art and design

Drawing (Key Skills and Techniques)

This term, Year 6 will be learning to draw pictorial maps and to create a town-scape collage. The children will also be learning to draw people in action. Year 6 will be learning to explore texture in natural forms and to create an image featuring contrasting patterns and shapes.

Painting (Still Life)

This term, Year 6 will be learning about still life paintings and they will learn to create a still life composition. The children will be learning to explore colour and tone in painting, exploring the effects of colour, and they will learn to arrange and draw a still life composition.

Design Technology

Structures (Building Bridges)

Year 6 will be exploring the structure of bridges and building a prototype bridge based on a brief, in their unit of work about structures.

Food Technology

Cheesy Leek Parcels

Year 6 will be learning about the basic principles of a healthy and varied diet and preparing **Cheesy Leek Parcels**.

PSHCE

This term, Year 6 will recap how to keep themselves healthy and they will learn to explain some of the health benefits of being active. They will learn about the risks associated with using different drugs, including tobacco, nicotine products and alcohol. Year 6 will learn what is meant by privilege and to identify and critically evaluate current hair beauty stereotypes. Year 6 will learn about the different sources of health information and how we make informed decisions.

How you can help: Talk to your child about their feelings and who they can talk to at school if they have a worry.

Spanish

Year 6 will be studying the following topics in this term's Spanish lessons: greetings; phonics; all about me; numbers 1-1000; calendar; sports; hobbies and travel; holiday hobbies; story; and Christmas. The children will also be playing games and singing songs in Spanish.

PE

This term, in football, Year 6 will be learning to choose and implement a range of strategies to attack and defend and to perform a wider range of more complex football skills. In basketball, Year 6 will be learning to apply aspects of fitness to the game, such as power, strength, agility and coordination. They will also be choosing an implementing a range of strategies to play defensively and offensively.

How can I help at home?

Make it clear that you value homework – set aside a specific time and area for your child to work on their homework on Google Classroom. Your child will receive homework once a week. Help them to be organised with their time so that their homework is handed in on time.

Encourage your child to **read a variety of texts**, not just books from school.

Listen to your child read and ask them questions about the text to help increase their **understanding**. Discuss what happened in the story; would you make the same choices as the characters? Why? Why not? Encourage your child to support their opinion with evidence from the text.

Please sign your initials in your child's Reading Record each week.

Encourage them to do every **day mathematics**, such as telling the time, using bus / train timetables or working out the total / change in a shop.

Spend time reviewing their **times tables** with them each day.

Help your child to be organised:

- ◇ Have you got your **book bag**? Needs to be in school **every day**.
- ◇ Are **ALL** your reading books inside it?
- ◇ Have you completed your **homework**? Homework should be submitted on Google Classroom by **Wednesday**.

