



St George the Martyr C of E Primary School

Termly Curriculum Information for Parents - Year 3

What your child will be learning about this autumn term and how you can help at home

English

Writing:

This term, Year 3 will be studying a range of high quality narrative texts, including the exciting fiction writing of Jon Scieszka and Ann Cameron. The children will be reading the following texts: *The Frog Prince Continued* by Jon Scieszka, *Grace and Family* by Mary Hoffman and Caroline Birch, *Hot Like Fire* by Valerie Bloom and *The Julian Stories* by Ann Cameron. These high quality texts will be used to model writing, inspire the children's own writing and extend skills in vocabulary, grammar, punctuation (including inverted commas to punctuate direct speech) and spelling. We will be continuing to encourage the children to write for a purpose, e.g. descriptions, diary entries, poetry, stories and retells.

Grammar:

The children will learn how to use the following grammatical features in their writing: how to use prefixes, such as *super-*, *anti-*, and *-auto*; and how to express time, place and cause using conjunctions (e.g. *when*), adverbs (e.g. *then*, *next*), or prepositions (e.g. *before*, *after*). They will also extend their range of sentences with **more than one clause** by using a wider range of conjunctions (e.g. *when*, *if*, *because*, *although*).

Reading:




In daily reading lessons, the children will be developing their reading fluency, comprehension skills and ability to read with expression.

How you can help:

Encourage your child to read a variety of literature, including magazines and newspapers, letters, diary entries, poetry and fiction / non-fiction books written by different authors. Help your child to learn their spellings each week. Listen to your child read on a regular basis, asking them questions to make sure they have understood what they have been reading.

Please sign your initials in your child's Reading Record each week, to show they are reading at home.

Visit the **BBC Bitesize** website with your child: <https://www.bbc.co.uk/bitesize/collections/year-3-and-p4-english-lessons/1>



Maths:

This term, Year 3 will be learning the following:

Number: Place value

Counting from 0 in multiples of 4, 8, 50 and 100; finding 10 or 100 more or less than a given number; and recognising the place value of each digit in a three-digit number (hundreds, tens, ones). Year 3 will be comparing and ordering numbers up to 1000; reading and writing numbers up to 1000 in numerals and in words; and solving number problems and practical problems involving these ideas.

Number: Addition & Subtraction

Adding and subtracting numbers mentally; adding and subtracting numbers with up to three digits, using formal written methods of column addition and subtraction; estimating the answer to a calculation and using inverse operations to check answers; solving problems, including missing number problems, using number facts, place value, and more complex addition and subtraction.

Number: Multiplication and Division

Recalling and using multiplication and division facts for the 3, 4 and 8 multiplication tables; writing and calculating mathematical statements for multiplication and division using the multiplication tables that they know, including for two-digit numbers times one-digit numbers, using mental and progressing to formal written methods. The children will also solve problems, including missing number problems, involving multiplication and division.

How you can help: Help your child to learn and practice the **2, 3, 4, 5, 8 and 10 times tables**. Practise mental calculations by questioning your child on their times tables. Play card games and board games, such as Monopoly. Encourage your child to log on to *Times Tables Rockstars*: <https://ttrockstars.com> to practice for 10 minutes each day.

Log in to <https://www.bbc.co.uk/bitesize/collections/year-3-and-p4-english-lessons/1> for some Y3 maths consolidation.

Science

Rocks

This term, Year 3 will be learning to describe and compare the properties of different rocks and to classify rocks using a key. Working scientifically, the children will be learning to set up a fair test to find out which rocks absorb water. Year 3 will also be learning to investigate how rocks change over time. They will be learning to identify different fossils, explaining what they are, and to describe how fossils are formed.

Forces and Magnets

This term, Year 3 will be learning to identify how things move. They will be learning to investigate how air can make things move and to compare how things move on different surfaces. Year 3 will also be learning to investigate which materials are magnetic and to understand how magnets attract or repel each other.

Visit <https://www.bbc.co.uk/bitesize/subjects/z2pfb9q> for a selection of science videos.

Music

This term, Year 3 will be learning to understand pulse and rhythm: they will be exploring 2 beats in a bar; 3 beats in a bar; 4 beats in a bar; and 6 beats in a bar, including recognising time signatures. Year 3 will be learning body percussion basics, exploring different sounds and composing / performing their own body percussion pieces.

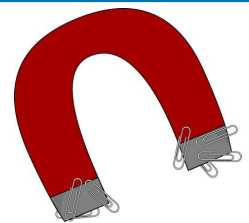

Computing

Creating media: Desktop publishing

This term, Year 3 will be learning to explain that animation is a sequence of drawings or photographs and they will be learning to relate animated movement with a sequence of images. The children will be learning to plan an animation and to identify the need to work consistently and carefully. Year 3 will also be learning to review and improve an animation and to evaluate the impact of adding other media to an animation.

How you can help:

Have a conversation with your child about being safe online. For some informative and age appropriate videos to start conversations, visit the following website: https://www.thinkuknow.co.uk/8_10/



History

Stone Age Britain

This term, Year 3 will be learning to know the time and place of the Stone Age in Britain. They will be learning to understand what life was like in the Palaeolithic and Mesolithic periods (hunter gatherers). Year 3 will be learning to understand what life was like in the Neolithic period, learning about tools, homes and farming. The children will be learning to understand what stone circles, henges and barrows might have been used for. They will also be learning to explain how life changed from the Old Stone Age to the New Stone Age.

Geography

Landscapes / Water Around Us / Weather Worldwide

This term, Year 3 will be learning to understand what the Earth's surface is like and what the landscape is like in the UK. The children will be learning to understand where we find water on Earth and how water is recorded on a map. Year 3 will also be learning to understand different climates and what it is like living in hot and cold places.

Religious Education

What is the Bible's 'Big Story'?

Year 3 will be learning about what the Bible is and the 'big story' of the Bible. The children will learn about the core concepts of the Bible and how the Bible influences the lives of Christians today.

How does the season of Advent and the feast of the Epiphany point towards the true meaning of Christmas?

Year 3 will be learning what a prophet is and what the prophecies were. They will be learning about who John the Baptist is and what his message was. Year 3 will also be learning about the meaning of Epiphany and the significance of the wise men to the Christmas story, and the children will develop an understanding of how the Christian community prepares for Christmas.

Art and design

Drawing (Key Skills and Techniques)

This term, Year 3 will be learning to draw a cartoon strip. They will be learning to create and draw using their imaginations. The children will also be learning to draw our school buildings, to design a seat and to draw portraits in the style of Arcimboldo.

Painting (Patterns)

This term, Year 3 will be learning to explore making different patterns and to create art using patterns and dots. The children will also be learning to contribute to a shared piece of art.

Design Technology

Mechanical Systems (Moving Monsters)

Year 3 will be designing, creating and evaluating a monster with a moving pneumatic part in their unit of work about mechanical systems.

Food Technology

Tabbouleh Salad

Year 3 will be learning about the basic principles of a healthy and varied diet and they will be preparing a **Tabbouleh Salad**.

PSHCE

This term, Year 3 will be learning to understand what food groups make up meals and how food choices can contribute to tooth decay. They will learn about how feelings and emotions change and they will learn about getting help, advice and support with feelings. Year 3 will develop an awareness and definition of bullying and unkindness and explore ways of resolving conflict.

How you can help: Talk to your child about their feelings and who they can talk to at school if they have a worry.

Spanish

The children will be studying the following topics in this term's Spanish lessons: greetings; phonics; all about me; colours; numbers 1-31; days of the week; months of the year; the date; seasons; and Christmas. The children will also be learning and singing songs in Spanish.

PE

This term, in football, Year 3 will learn basic skills, including sending and receiving the ball and they will learn to implement the basic rules of football. In netball, Year 3 will learn basic skills, including passing and catching using recognised throws and they will learn to implement the basic rules of netball.

How can I help at home?

Make it clear that you value homework – set aside a specific time and area for your child to work on their homework.

Encourage your child to **read a variety of texts**, not just books from school.

Listen to your child read and ask them **questions** about the text to help their **understanding**. For example, discuss what happened in the story. Ask your child questions about the story, such as, 'Would you make the same choices as the characters? Why? Why not?' Encourage your child to back up their opinion with evidence from the text.

Please sign your initials in your child's Reading Record each week.

Encourage your child to do **every day mathematics**, such as telling the time, using bus / train timetables or working out the total / change in a shop.

Help your child practise their **2, 3, 4, 5, 8 and 10 times tables**.

Help your child to be organised:

- ◇ Have you got your **book bag**? Needs to be in school **every day**.
- ◇ Are **ALL** your reading books inside it?
- ◇ Have you completed your **homework**? Homework should be submitted on Google Classroom by **Wednesday**.

ST
GEORGE
THE
MARTYR
CE PRIMARY
SCHOOL