

# St George the Martyr C of E Primary School

## Termly Curriculum Information for Parents - Year 2

### What your child will be learning about this autumn term and how you can help at home

#### English

##### Reading:

In Year 2, the children will develop their phonics decoding skills and knowledge, continuing to build on the work done in Year 1. Using the *Little Wandle* scheme, the children will have daily, systematic phonics lessons, learning phonic strategies, such as sounding out and blending to read unfamiliar words.

In Year 2, there will be an increased focus on your child's level of comprehension (understanding what they are reading). The children will be asked questions orally during and after texts they read. This term, the children will be reading the following texts: *The Tiger Who Came to Tea* by Judith Kerr; *The Works* by Paul Cookson and *Traction Man is Here* by Mini Grey.

##### Writing:

Year 2 will continue to be encouraged to write for a purpose, e.g. stories, retells, 'Wanted' posters, poetry, comic strips and non-chronological reports linked to their science work (*Living Things and Their Habitats*). The children must be able to plan what they want to write on a 6 box planning template, and say what they want to write by 'pulling the sentence out of their mouths'. We will continue to focus on handwriting and punctuation (including commas in a list and apostrophes to mark where letters are missing), encouraging the children to check their own work, to improve it.




##### Grammar:

The children will learn about subordination (using *when, if, because*, etc.) and co-ordination (using *so, and, but*, etc.). They will also learn to use expanded noun phrases for description and specification [for example, *the blue butterfly, plain flour, the man in the moon*].

##### How you can help:

Visit your local library and borrow storybooks that are set in school, at home or another setting your child may know. Continue to share and enjoy a range of stories with your child, asking them key questions about characters and settings, e.g. *How do you think the character is feeling?* Practise writing simple sentences, encouraging your child to use correct formation of letters and punctuation, e.g. finger spaces, capital letters and full stops. Take time out to enjoy reading to your child.

**Please sign your initials in your child's Reading Record each week, to show they are reading at home.**



#### Maths:

This term, Year 2 will be learning the following:

##### Number: Place value

To count in steps of 2, 3, and 5 from 0, and in tens from any number, forward and backward; to recognise the place value of each digit in a two-digit number (tens, ones); and to compare and order numbers from 0 up to 100. The children will also learn to read and write numbers to at least 100 in numerals and in words; and to use place value and number facts to solve problems.

##### Number: Addition & Subtraction

To recall number facts to, and within, 10 and related subtraction facts (e.g.  $8 + 2 = 10$ ;  $10 - 8 = 2$ ); to derive number facts to and within 20 and 100; and to add and subtract within 100. Year 2 will add three one-digit numbers using efficient strategies and use the inverse relationship between addition and subtraction to solve problems and check answers to calculations. They will solve addition and subtraction problems, in the context of quantities and measures, using equipment, pictures and mentally.

**How you can help:** By the end of Year 2, the children should know the **2, 5 and 10 times tables** ( $4 \times 2 = 8$ ,  $7 \times 10 = 70$  etc.) and related division facts ( $8 \div 2 = 4$ ,  $70 \div 10 = 7$  etc.) Please support your child with learning these facts: chant tables together; ask them quick fire questions. Encourage them to log on to *Times Tables Rockstars*: <https://trockstars.com> every day.

Encourage your child to become familiar with coins and their value e.g. *What coins could you use to make 30p?* Encourage your child to tell the time when it is *o'clock* and *half past*.

Visit <http://mathszone.co.uk/tag/ks1/> for a selection of games to help practise your child's number skills.

## Science

### Plants

This term, Year 2 will be learning to identify and compare different seeds and asking questions about how plants grow. Working scientifically, they will be learning to observe and describe how seeds germinate. Year 2 will also be learning to perform a simple test to find out what plants need to stay healthy and learning to use their observations to explain what plants need to stay healthy.

### Living things and their habitats

This term, Year 2 will be learning to identify ways in which living things are suited to their habitats. They will investigate a habitat and how animals have adapted to suit this environment. The children will be learning to describe food chains and how plants and animals in a habitat depend on each other. Year 2 will also be learning to explore the differences between things that are living, dead, and things that have never been alive.

Visit [www.bbc.co.uk/bitesize/subjects/z6svr82](http://www.bbc.co.uk/bitesize/subjects/z6svr82) for a selection of science videos.

## Music

This term, Year 2 will be learning about pulse and how sound is represented by symbols. Year 2 will be learning to create simple patterns and to physicalize pulse in different ways. The children will also be learning to maintain pulse and to identify strong beats, including identifying how many beats there are in a bar.

## Computing

### Computing systems and networks – IT around us

This term, Year 2 will be learning to recognise the uses and features of information technology. The children will be learning to identify information technology in the home and beyond school. Year 2 will also be learning to explain how information technology benefits us and they will be shown how to use information technology safely. The children will learn to recognise that choices are made when using information technology.

**How you can help:** Have a conversation with your child about being safe online. For some informative and age appropriate videos to start conversations, visit the following website: <https://www.thinkuknow.co.uk/5-7/>



## History

### Important events in the history of Britain

This term, Year 2 will be learning to know the time and place of important events in history: they will be learning to understand the Great Plague and to explain the events of the Great Fire of London. The children will also be learning to understand the events of the Gunpowder Plot and Bonfire Night and to explain why we have Remembrance Day.

## Geography

### The UK / Maps and Plans

This term, Year 2 will be learning to use and make simple maps and to understand aerial views. The children will be learning to understand that the UK is made up of 4 countries and learning to identify mountains and rivers in the UK. Year 2 will also be learning to understand what it is like at the coast.

## Religious Education

### Christianity:

#### Why did Jesus teach the Lord's prayer as the way to pray?

This term, Year 2 will learn how The Lord's Prayer is the way that Jesus taught his followers to pray to God. The children will also learn the meaning of each phrase in The Lord's Prayer and how the prayer is used by Christians worldwide.

#### How does the symbol of light help us to understand the meaning of Christmas for Christians?

Year 2 will be learning to understand why Jesus referred to himself as the light of the world. The children will learn the meaning of the symbols in the Christingle as well as the key religious vocabulary and what each word means.

## Art and design

### Drawing (Key Skills and Techniques)

Year 2 will be learning to create pictures by drawing in a continuous line. The children will be learning to draw figures (people) in movement and to draw buildings (Resist Effect Technique). Year 2 will be learning to draw from observation and to draw nature from memory.

### Painting (Nature)

Year 2 will be learning to mix and apply paint in different ways. The children will be learning to create the colour green and to change the consistency of paint. Year 2 will be learning to make paint darker and lighter and to mix and match colours. They will also be learning to contribute to a shared painting.

## Design Technology

### Mechanical Systems (Moving Pictures)

Year 2 will be modelling, designing and creating a picture featuring a moving mechanism in their unit of work about mechanical systems.

### Food Technology

#### Fruity Yoghurt Cups

Year 2 will be learning about the basic principles of a healthy and varied diet. The children will also be preparing **Fruity Yoghurt Cups**.

## PSHCE

This term, Year 2 will be learning how to keep their teeth healthy and the importance of food (Healthy Eating). They will also be learning some basic hygiene principles. Year 2 will be learning about what can go into our bodies and how it can make people feel (drugs, alcohol and tobacco). They will learn about the importance of sleep as part of a healthy lifestyle. Year 2 will also learn about how germs are spread, how we can prevent them spreading and about people who help us stay healthy and well.

## PE

This term, in gymnastics, Year 2 will learn to perform basic gymnastics actions with control and consistency, creating and performing simple sequences. In the PE unit Attack, Defend and Shoot, Year 2 will be learning to send and receive a ball, using their feet and to recall and link combinations of skills, e.g. dribbling and passing.

## How can I help at home?

Make it clear that you value homework – set aside a specific time and area for your child to work on their homework.

Encourage your child to **read a variety of texts**, not just books from school.

**Listen** to your child read and ask them **questions** about the text to help their understanding. Encourage your child to sound out words that they are unable to read by using their **phonics**. Remind them to look out for digraphs (a single sound made up of 2 letters) when sounding out e.g. **sh-e-ll**, instead of s-h-e-l-l.

**Please sign your initials in your child's Reading Record each week.**

Encourage your child to apply their **addition and subtraction** skills in **real-life scenarios** e.g. ask them to 'pay' for an item and then work out if there is any change.

Help your child practise their **2, 5 and 10 times tables**.

### Help your child to be organised:

- ◇ Have you got your **book bag**? Needs to be in school **every day**.
- ◇ Are **ALL** your reading books inside it?
- ◇ Have you completed your **homework**? Homework should be submitted by **Wednesday**.

ST  
GEORGE  
THE  
MARTYR  
CE PRIMARY  
SCHOOL