

St. George the Martyr C of E Primary School

Termly Curriculum Information for Parents - Year 1

What your child will be learning about this autumn term and how you can help at home

English

Reading:

In Year 1, the children will develop their phonics decoding skills and knowledge, continuing to build on the work done in the Foundation Stage. Using the *Little Wandle* scheme, the children will have daily, systematic phonics lessons, learning phonic strategies, such as sounding out and blending to read unfamiliar words. In Year 1, there will also be an increased focus on your child's level of comprehension (understanding what they are reading). The children will be asked questions orally during and after texts they read. As a whole class, the children will be reading the following texts: *The Story Tree* by Hugh Lipton; *Beegu* by Alexis Deacon, *The Worm* by Ralph Bergengren and *Aaaarrgghh! Spider!* by Lydia Monks.

Writing:


Year 1 will be continuing to write for a purpose, e.g. stories, poetry, retells, descriptions and postcards. The children will plan what they want to write on a 6 box planning template, and say what they want to write by 'pulling the sentence out of their mouths'. We will continue to focus on handwriting and punctuation, encouraging the children to check their own work to improve it. Year 1 will be introduced to capital letters, full stops, question marks and exclamation marks to demarcate sentences, and capital letters for names and for the personal pronoun 'I'.

Grammar:

The children will learn to understand the use of **plural noun suffixes** –s or –es (e.g. *dog, dogs; wish, wishes*). Also, they will learn **suffixes** that can be added to **verbs** (e.g. *helping, helped, helper*) and how the **prefix un-** changes the meaning of **verbs** and **adjectives** (e.g. *unkind, or undoing, e.g. untie the boat*). Year 1 will also learn how **words** can combine to make **sentences**, and they will be joining **words** and **clauses** using *and*

How you can help:

Visit your local library and look at different types of books, such as story books and information books. Continue to share and enjoy a range of stories with your child, asking them key questions about characters and settings. Practise writing simple sentences, encouraging your child to use correct formation of letters and punctuation, e.g. finger spaces, capital letters and full stops. **Please sign your initials in your child's Reading Record each week to show they are reading at home.**



Maths:

This term, Year 1 will be learning the following:

Number: Place value (within 10)

Sorting, counting, representing and ordering up to 10 objects and numbers up to 10; counting forwards and backwards to and from 10; counting one more and one less for numbers within 10; and comparing numbers within 10.

Number: Addition & Subtraction (within 10 and 20)

The part-whole model; reading, writing and interpreting mathematical statements involving addition (+), subtraction (–) and equals (=) signs; representing and using number bonds and related subtraction facts within 10 and 20; adding and subtracting one-digit and two-digit numbers to 10 and 20, including zero; and solving one-step problems that involve addition and subtraction, using concrete objects and pictorial representations, and missing number problems such as $7 = \square - 9$.

Geometry: Shape

Recognising and naming common 2-D shapes, e.g. rectangles (including squares), circles and triangles; and 3-D shapes, e.g. cuboids (including cubes), pyramids and spheres.

How you can help:

Count out items in ones and then group them in twos. Use everyday objects and situations to practice counting, adding and subtracting e.g. *How many biscuits in the packet? How many pennies do I have now?* Practise number bonds up to 20 with your child (e.g. $16 + 4 = 20$ and $17 + 3 = 20$). Count out 20 dried beans / buttons / pasta shells and find different ways to make twenty. Practise counting from different starting points and ask your children to find one more or less.

Visit <http://mathszone.co.uk/tag/ks1/> for a selection of games to help practise your child's number skills.

Science

Seasonal Change

Working scientifically, Year 1 will be learning to observe and describe the different seasons. The children will learn to investigate the seasons, observing how trees change over the year.

Plants

This term, Year 1 will be observing and comparing trees around them. They will be learning to identify the parts of a plant, investigating and explaining what plants need to grow.

Animals, including humans

This term, Year 1 will be learning to identify and name animals, including how to identify carnivores, herbivores and omnivores. The children will be learning to observe how different animals move and to identify which animals people can keep as pets.

A range of animals will be brought into school by animal and wildlife experts at [Zoo4You](#), to bring Year 1 science to life.

Visit www.bbc.co.uk/bitesize/subjects/z6svr82 for a selection of science videos

Music

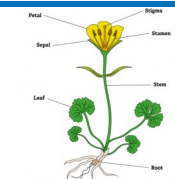


This term, Year 1 will be learning about pulse: they will be learning about physicalising pulse in different ways; creating simple patterns; maintaining pulse and identifying strong beats; and identifying tempo. Year 1 will also learn about the following: different ways to use their voices; different ways to use their bodies; high and low sounds; loud and quiet sounds; and the instruments of the orchestra.

Computing

Creating Media - Digital Writing

This term, Year 1 will be learning to use a computer to write and to add and remove text. The children will be learning to identify that the look of text can be changed on a computer. They will be learning to make careful choices when changing text and to explain why they used the tools that they chose. Year 1 will also be learning to compare writing on a computer with writing on paper.

How you can help: Have a conversation with your child about being safe online. For some informative and age appropriate videos to start conversations, visit the following website: https://www.thinkuknow.co.uk/5_7/



History

Changes within living memory – Transport

This term, Year 1 will be learning to know the timeline of different types of transport. The pupils will be learning to understand how trains, cars and planes have changed over time. The children will also be learning to explain ways that transport has changed over time, including how space travel has changed.

Geography

Earth in Space / Planet Earth

This term, Year 1 will be learning to understand that the Earth is one of 8 planets in Space. In their geography unit about Planet Earth, the children will be learning to understand day and night; the importance of water; and where we find mountains and rivers. Year 1 will also be learning to understand what makes Planet Earth so special.

Religious Education

What Responsibility Has God Given People For Taking Care of Creation?

Year 1 will be learning about the following: that the Christian Story of Creation is found in The Bible; what happens in the Story of Creation in The Bible; what Christians believe are God's instructions to follow in caring for creation; and to identify how to be good stewards of creation. Year 1 will be given the chance to think about some interesting and puzzling questions they would like to ask God about Creation; what the Biblical phrase "... *Made In God's Image*" means for a Christian; and how Christians care for the people God created.

Christmas: Why is each person important in the Nativity story?

Year 1 will be learning about the Nativity story and its message, and what Christians believe about the story. The children will be learning why each person is important in the Nativity story, the key religious vocabulary and what each word means.

Art and design

Drawing (Key Skills and Techniques)

This term, Year 1 will be learning to draw our school environment from experience and from memory. The children will be learning to draw natural objects from observation and learning to draw buildings, portraits and objects.

Painting (Water)

This term, Year 1 will be learning to make different shades of one paint colour and learning how primary colours mix to make secondary colours. The children will be learning to explore different ways of using paint brushes, learning to represent water using paint and learning to paint images using watercolours.

Design Technology

Structures (Homes)

This term, Year 1 will be modelling, designing and creating a home for the three little pigs in their unit of work about structures.

Food Technology

Berry Red Smoothie

Year 1 will be learning about the basic principles of a healthy and varied diet. The children will also be preparing a **Berry Red Smoothie**.

PSHCE

This term, Year 1 will be learning to set a goal. The children will be learning to understand how to keep teeth healthy and how teeth change as we grow up. They will also be discussing a variety of foods and learning to understand the importance of food. Year 1 will also be learning about what can go into our bodies and how it can make people feel.

How you can help: Talk to your child about their feelings and who they can talk to at school if they have a worry.

PE

This term, in gymnastics, Year 1 will identify and use simple gymnastics actions and shapes. In the PE unit Attack, Defend and Shoot, Year 1 will also practise basic movements, including running, jumping, throwing and catching. They will also use and apply strategies for simple invasion games.

How can I help at home?

Make it clear that you value homework – set aside a specific time and area for your child to work on their homework. Your child will receive homework once a week. Help them to be organised with their time so that their homework is handed in on time.

Encourage your child to **read a variety of texts**, not just books from school.

Listen to your child read and ask them questions about the text to help increase their **understanding**. Discuss what happened in the story; would you make the same choices as the characters? Why? Why not? Encourage your child to support their opinion with evidence from the text.

Please sign your initials in your child's Reading Record each week.

Encourage them to do every **day mathematics**, such as telling the time, using bus / train timetables or working out the total / change in a shop.

Spend time reviewing their **times tables** with them each day.

Help your child to be organised:

- ◇ Have you got your **book bag**? Needs to be in school **every day**.
- ◇ Are **ALL** your reading books inside it?
- ◇ Have you completed your **homework**? Homework should be submitted by **Wednesday**.

ST
GEORGE
THE
MARTYR
CE PRIMARY
SCHOOL