

# St George the Martyr C of E Primary School

## Termly Curriculum Information for Parents - Year 1

### What your child will be learning about this summer term and how you can help at home

#### English

##### Reading:

In Year 1, the children will develop their phonics decoding skills and knowledge, continuing to build on the work done in the Foundation Stage. Using the Little Wandle phonics scheme, the children will have daily, systematic phonics lessons, learning phonic strategies, such as sounding out and blending to read unfamiliar words. In Year 1, there will also be an increased focus on your child's level of comprehension (understanding what they are reading). The children will be asked questions orally during and after texts they read. As a whole class, the children will be reading the following texts: *Where the Wild Things Are* by Maurice Sendak; *Mister Magnolia* by Quentin Blake and *The Puffin Book Of Fantastic First Poems* by June Crebbin.

##### Writing:


Year 1 will be continuing to write for a purpose, e.g. stories, character descriptions, information leaflets, recounts and descriptive poems. The children will plan what they want to write on a 6 box planning template, and say what they want to write by 'pulling the sentence out of their mouths'. We will continue to focus on handwriting and punctuation, encouraging the children to check their own work to improve it. The children will also learn about the structure and features of non-fiction writing: they will write descriptions about the local area based on their learning in geography.

##### Grammar:

The children will learn to understand the use of **plural noun suffixes** –s or –es (e.g. *dog, dogs; wish, wishes*). Also, they will learn **suffixes** that can be added to **verbs** (e.g. *helping, helped, helper*) and how the **prefix un-** changes the meaning of **verbs** and **adjectives** (e.g. *unkind, or undoing, e.g. untie the boat*). Year 1 will also learn how **words** can combine to make **sentences**, and they will be joining **words** and **clauses** using *and*.

##### How you can help:

Visit your local library and look at different types of books, such as story books and information books. Continue to share and enjoy a range of stories with your child, asking them key questions about characters and settings. Practise writing simple sentences, encouraging your child to use correct formation of letters and punctuation, e.g. finger spaces, capital letters and full stops. Take time out to enjoy reading to your child. Encourage your child to read their books from school at home every day.



#### Maths:

This term, Year 1 will be learning the following:

##### Number: Multiplication and Division

Solving one-step problems involving multiplication and division; through grouping and sharing small quantities; doubling numbers and quantities; and finding simple fractions of objects, numbers and quantities.

##### Number: Fractions

Recognising, finding and naming a half as one of two equal parts of an object, shape or quantity and a quarter as one of four equal parts of an object, shape or quantity.

##### Geometry: Position and Direction

Describing position, direction and movement, including whole, half, quarter and three quarter turns.

##### Number: Place value (within 100)

Counting, reading and writing numbers to 100 in numerals forwards and backwards; counting in multiples of twos, fives and tens; identifying one more and one less of a given number; and reading and writing numbers from 1 to 20 in numerals and words.

##### Measurement: Time

Telling the time to the hour and half past the hour and drawing the hands on a clock face to show these times.

**How you can help:** Practise number bonds up to 20 with your child (e.g.  $16 + 4 = 20$  and  $17 + 3 = 20$ ). Count out 20 dried beans / buttons / pasta shells and find different ways to make twenty. Practise counting from different starting points and ask your children to find one more or less.

Visit <http://mathszone.co.uk/tag/ks1/> for a selection of games to help practise your child's number skills.

## Science

### Seasonal Change

Working scientifically, the children will be learning to observe and describe seasonal change (Spring and Summer).

### Plants

This term, Year 1 will be observing plants as they grow. Growing beans, the children will be learning to identify what plants need to grow and to describe the parts of a plant (seeds, roots, shoots, stems, leaves etc.) Working scientifically, the children will be learning to describe their own observations (watching, measuring and recording the growth of their bean seeds). Year 1 will also be learning the names of wild and garden plants.

### Animals including humans

This term, Year 1 will be learning to identify and name parts of their body, including the outside parts e.g. leg, knee, ankle, and the inside parts, e.g. heart. Working scientifically, the children will be learning to observe, record and interpret data about their senses (smell, taste, sound, sight and touch): describing, comparing and grouping different edible materials by using the sense of taste; and identifying, comparing and grouping the sounds collected during a sound walk.

Visit [www.bbc.co.uk/bitesize/subjects/z6svr82](http://www.bbc.co.uk/bitesize/subjects/z6svr82) for a selection of science videos



## Music

In **music**, Year 1 will be learning about string instruments, listening and watching recordings of a cellist and violinist. The children will be learning how to play a piece on boom whackers and they will learn how to combine singing and playing together with precision. When singing from memory, Year 1 will be learning how to apply dynamics (*piano* and *forte*), expression and diction. The children will be learning to play the djembe, working on rhythm, and call and response. Year 1 will also be listening to music from Brazil and samba music.

## Computing

In **computing**, Year 1 will be learning about programming in their unit of work about **programming a robot**. The children will be learning the following: explaining what a given command will do; acting out a given word; combining forwards and backwards commands to make a sequence; combining four direction commands to make sequences; planning a simple program; and finding more than one solution to a problem.

**How you can help:** Have a conversation with your child about being safe online. For some informative and age appropriate videos to start conversations, visit the following website: [https://www.thinkuknow.co.uk/5\\_7/](https://www.thinkuknow.co.uk/5_7/)



## History

### Local History: Homes where we live

This term, the children will be learning to know the time and place of our local area: they will be learning how to identify older and newer homes; and to understand how living rooms, bathrooms and kitchens have changed over time. They will also be learning to explain ways that homes have changed over time.

## Geography

### The Local Area

This term, the children will be learning to understand that homes give us warmth and shelter. They will be learning about what it is like to live in a village. They will also be learning to explore our local streets: they will be learning how to use maps; how to use compass directions; and how to create a simple map.

## Religious Education

### Islam - What does it mean to be a Muslim?

This term, Year 1 will be learning to know and remember the following: Islam is a way of life; Muslims believe that there is One God and that the prophet Muhammed (pbuh) is his messenger; The Qur'an is the holy book for Muslims revealed to the prophet Muhammad (pbuh); Muslims believe it to be the word of God; Babies are welcomed into the world by having the adhaan recited into their right ear; Prayer is very important to a Muslim's daily life and for many Muslims takes place five times a day; Muslims often use a prayer mat to pray because the prayer space needs to be clean; and Muslims face towards the Ka'bah in Makkah when they pray.

### Christianity

Year 1 will be exploring the big question: *Why did Jesus tell stories?* The children will be learning that Jesus told stories (parables) as a way of teaching the people. The children will listen to and respond to some of Jesus's parables: *the parable of the Lost Sheep/Lost Son*; *the parable of The Sower*; *the parable of the 'Foolish builder'*; and *the parable of The Good Samaritan*. Year 1 will retell these parables, respond sensitively to them and suggest the meanings behind these stories. They will also express their ideas and opinions about what the parables mean to them.

## Art and design

### Collage and Textiles (Materials and their Properties)

This term, Year 1 will be learning to explore materials. The children will be learning to sort and describe materials and to understand where wool comes from. They will be learning to explore fabric and to make a collage.

### Digital Media (Drawing Digital Pictures)

Year 1 will be learning to mark-make using computers, and to explore shape, colour and pattern using computers. The children will be learning to explore surface texture and to use music to inspire their art. Year 1 will also be learning to respond to the work of the artist Kandinsky.

## Design Technology

The children will be exploring, designing, creating and evaluating **wacky windmills** in their unit of work about **structures**.

## Food Technology

Year 1 will be learning about the basic principles of a healthy and varied diet. The children will also be preparing **Potato Salad**.

## PSHCE

This term, Year 1 will be learning the following: a language to describe our feelings, likes and dislikes; and simple strategies for managing feelings and for good behaviour. The children will also learn that choices have consequences. They will learn how to maintain personal hygiene and to identify 'special people' (their parents, carers, friends, parish priest, etc.) and what makes them special. Year 1 will learn about the importance of being close to and trusting special people, and telling them if something is troubling them. The children will learn that there are natural life stages from birth to death, including what these are.

**How you can help:** Talk to your child about how to keep safe in different situations.

## PE

This term, Year 1 will be learning to send an object with increased confidence, using their hand or a bat. They will also be learning to **send and return** a variety of balls, and moving towards a moving ball to return it. Year 1 will also begin to link **running and jumping**. They will be learning and refining a range of running, including varying pathways and speeds. Year 1 will also be developing **throwing** techniques to send objects over long distances.

## How can I help at home?

Make it clear that you value homework – set aside a specific time and area for your child to work on their homework. Your child will receive homework once a week. Help them to be organised with their time so that their homework is handed in on time.

Encourage your child to **read a variety of texts**, not just books from school.

**Listen** to your child read and ask them questions about the text to help increase their **understanding**. Discuss what happened in the story; would you make the same choices as the characters? Why? Why not? Encourage your child to support their opinion with evidence from the text.

Encourage them to do **everyday mathematics**, such as telling the time, using bus / train timetables or working out the total / change in a shop.

Spend time reviewing their **times tables** with them each day.

### Help your child to be organised:

- ◇ Have you got your **book bag**? Needs to be in school **every day**.
- ◇ Are **ALL** your reading books inside it?
- ◇ Have you completed your **homework**? Homework should be submitted by **Wednesday**.